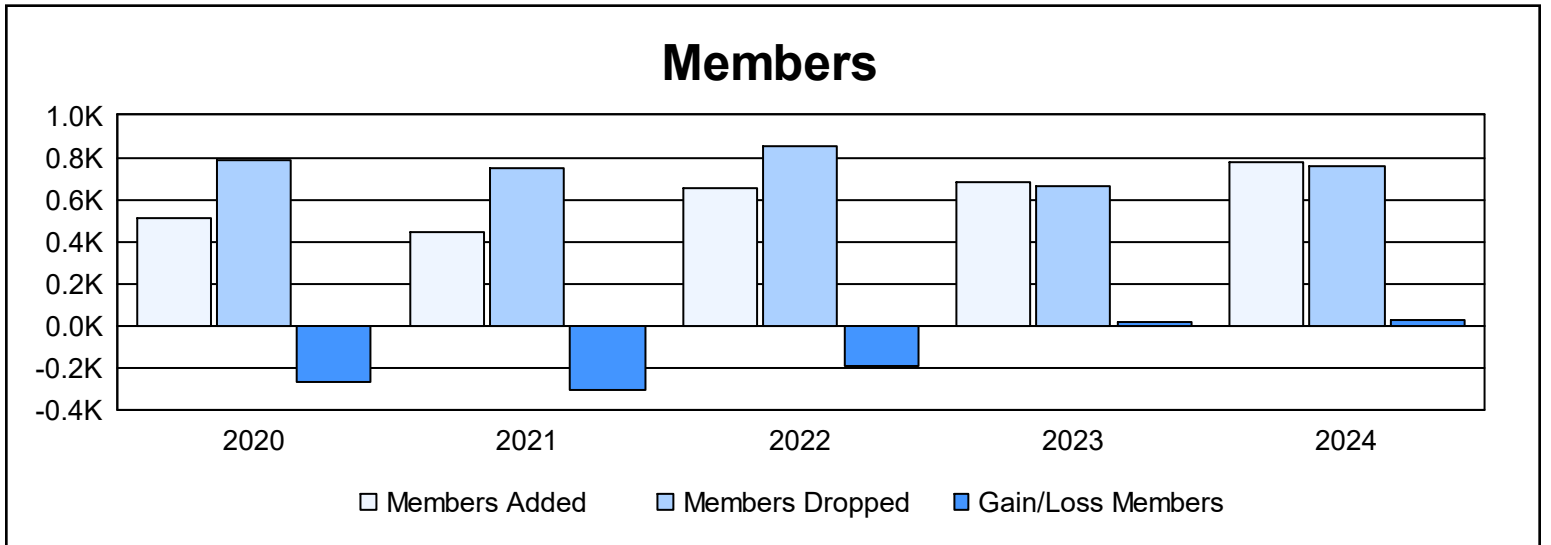
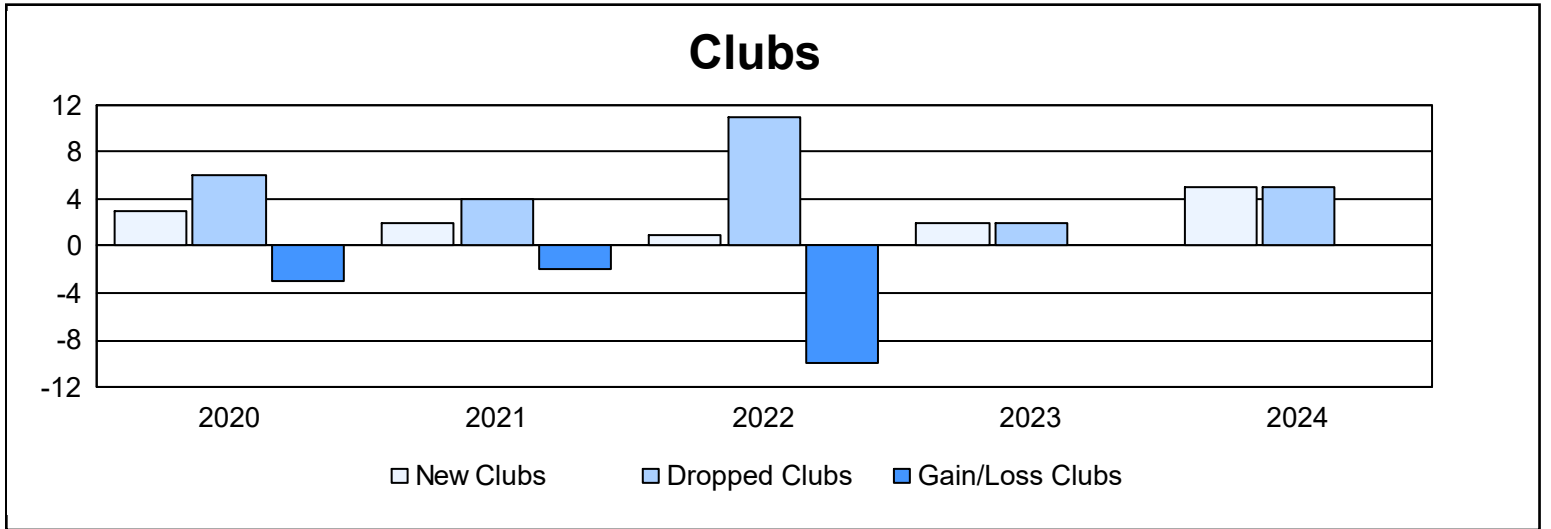
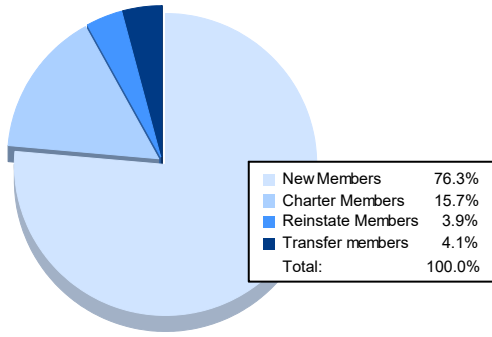


Year	New Clubs	Dropped Clubs	Gain/ Loss Clubs	New Members	Charter Members	Reinstate Members	Transfer Members	Total Member Added	Total Members Dropped	Gain/ Loss Members
2019-2020	3	6	-3	359	87	20	49	515	783	-268
2020-2021	2	4	-2	288	92	33	27	440	746	-306
2021-2022	1	11	-10	546	31	45	34	656	851	-195
2022-2023	2	2	0	548	62	25	48	683	664	19
2023-2024	5	5	0	593	122	30	32	777	754	23
<b>Average</b>	<b>3</b>	<b>6</b>	<b>-3</b>	<b>467</b>	<b>79</b>	<b>31</b>	<b>38</b>	<b>614</b>	<b>760</b>	<b>-145</b>



### Membership Composition June 2024 Cumulative



### Gender Composition June 2024 Cumulative

